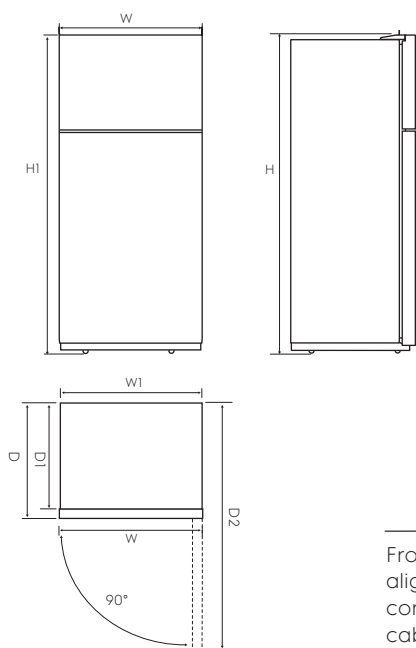


Dimension Guide

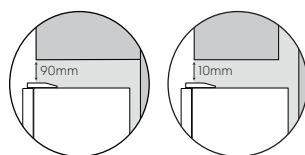
Top freezer refrigerator

Model:

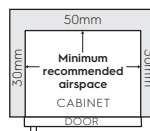
ETB2802J-A



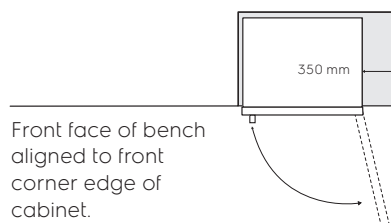
Minimum Recommended Airspaces



If you do not have a cupboard with allowance for air flow above the refrigerator, the recommended clearance area on top increases to 90mm.



Please note: Doors are designed to sit proud of cabinetry (not flush).



When positioned in a corner area, spacing of at least 350mm on the hinge side will allow the doors to open enough to enable the removal of bins and shelves.

Top Mount Models	Door width (W)	Total depth (D)	Maximum height (H)	Cabinet width (W1)	Cabinet depth (D1)	Depth door open (D2)	Cabinet height (H1)
ETB2802J-A	543	626	1605	540	551	1110	1590

Important! Please ensure that the access to your kitchen (including doorways, corridors, island benches, etc) allows sufficient clearance to move your fridge into position.

Please note! Dimensions to be used as a guide only. All customers MUST refer to the user manual supplied with the product for detailed installation instructions.

© 2021 Electrolux S.E.A PTE. LTD. E_DIM_ETB2802J-A_Dec20