



#### Malaysia

**Electrolux Home Appliances Sdn Bhd**  
Co. No. 198801008304 (175660-T)

address: Unit T2-L7, Level 7, Tower 2, PJ 33,  
No. 3, Jalan Professor Khoo Kay Kim,  
Seksyen 13, 46200 Petaling Jaya,  
Selangor, Malaysia.

telephone: (+603) 7843 5999  
fax: (+603) 7955 5511  
website: [electrolux.com.my](http://electrolux.com.my)  
facebook: [facebook.com/ElectroluxMalaysia](https://facebook.com/ElectroluxMalaysia)  
instagram: [instagram.com/electroluxmy](https://instagram.com/electroluxmy)



#### CONSUMER CARE CENTRE

address: Lot C6, No. 28, Jalan 15/22,  
Taman Perindustrian Tiong Nam,  
Seksyen 15, 40200 Shah Alam,  
Selangor Darul Ehsan, Malaysia.

hotline: 1300 88 1122 / 1800 81 9239  
fax: (+603) 5524 2521  
e-mail: [malaysia.customercare@electrolux.com](mailto:malaysia.customercare@electrolux.com)

Dealer's Stamp

Version: 2022-11

## COOKER HOOD



### Cooking Range

Create delicious  
tastes, effortlessly

 **Electrolux**

Swedish thinking. Better living.



## A kitchen that knows what matters

At Electrolux, our philosophy is simple: life in the kitchen should be seamless and intuitive.

That's why we've developed a new range with smart, sustainable features and clean lines for an effortless experience. So, you can concentrate on the things that make you happy: making and sharing great food with the people you love.

**Swedish thinking.  
Better living.**

# Cooker hood

## The quiet achiever

Electrolux hoods with inverter technology removes cooking odours from your kitchen more quietly, so that you can focus on cooking delicious dishes in a cleaner and quieter environment. Inverter motors are also more durable and energy efficient than traditional motors.

## Clean air? It's a breeze.

By activating the BreezeRefresh function after cooking, your kitchen air will be automatically freshened up hourly. By quietly extracting air for five minutes every hour, your cooking area will be fresh and free from lingering cooking odour the next time you want to prepare a meal.

## Let's clear the air

Whether you're frying, searing or steaming, the powerful motor and high extraction speeds clear the air by efficiently removing cooking vapours and unwanted odours from your kitchen in minutes.

## Wave on, wave off

Keep your kitchen odour-free and free from fumes with Gesture Control. Intuitive and hygienic, it allows you to control your hood settings with a simple hand motion. No need to touch your hood with your wet or dirty hands, meaning you can concentrate solely on cooking delicious meals.

## Extra extraction

When intensely fragranced foods such as onions and garlic hit smoking oil in the wok or pan, it's time to use PowerBoost. Simply increase the airflow for a minute to prevent strong odours from lingering.



## UltimateTaste 700 cooker hood



### Gesture Control

Control your hood with simple hand gestures so you no longer need to worry about wet or dirty hands.



scan for video



### The Quiet Achiever

Inverter motors are durable, energy efficient, and removes odours quietly, even at max power.



### Clean air? It's a breeze.

BreezeRefresh automatically extracts air every hour so your kitchen is fresh the next time you cook.



### Boil. Simmer. Stir-fry.

Six adjustable fan speed levels allow you to set the airflow to suit how and what you are cooking.



90cm UltimateTaste 700 Slope Extractor Hood

ECS9979K

### Technical info

**Product dimensions (mm)**  
896 (W) x (1,068-1,346) (H) x 416 (D)

### Features

- Premium sliding glass design
- Powerful 1,700 m<sup>3</sup>/hr extraction
- Gesture control
- Touch controls
- Inverter motor
- BreezeRefresh function
- 6-speed fan
- PowerBoost
- Delay Off
- LED lighting
- Dishwasher-safe filters
- Filter change indicator
- Extraction operation mode

90cm UltimateTaste 500 Slope Extractor Hood

ECS9610K



### Technical info

**Product dimensions (mm)**  
896 (W) x (1,052-1,329) (H) x 382 (D)

### Features

- Powerful 1,550 m<sup>3</sup>/hr extraction
- 4-speed fan
- PowerBoost
- Touch controls
- Delay Off
- Centrifugal motor
- Dishwasher-safe filters
- LED lighting
- Extraction operation mode

90cm UltimateTaste 700  
Chimney Extractor Hood

ECC9788S



Technical info

**Product dimensions (mm)**  
895 (W) x (628-968) (H) x 520 (D)

Features

- Powerful 1,500m<sup>3</sup>/hr extraction
- Gesture control
- Touch controls
- Inverter motor
- BreezeRefresh function
- 6-speed fan
- SteamClean
- PowerBoost
- Delay Off
- Dishwasher-safe filters
- Filter change indicator
- LED lighting
- Extraction operation mode

Chimney extractor hood

Technical info

Features

EFC929SA



**Product dimensions (mm)**  
900 (W) x (590 - 980) (H) x 505 (D)

- Power Boost with 1,500m<sup>3</sup>/hr maximum airflow
- IQ Touch with 3 fan speed
- Delay AutoOff Timer
- 3-level LED light
- Nano coating fan blade & housing
- Stainless steel rectifier panel
- Child lock
- Extraction operation mode
- 3-speed fan
- PowerBoost

90cm UltimateTaste 500  
Chimney Extractor Hood

ECT9750S



Technical info

**Product dimensions (mm)**  
898 (W) x (580-1,120) (H) x 504 (D)

Features

- Powerful 1,400m<sup>3</sup>/hr extraction
- Touch controls
- 4-speed fan
- PowerBoost
- Centrifungal motor
- Dishwasher-safe filters
- Carbon filter
- LED lighting
- Dual operation mode: Recirculation or extraction

90cm UltimateTaste 500  
Chimney Extractor Hood

ECC9310S



Technical info

**Product dimensions (mm)**  
895 (W) x (584-979) (H) x 485 (D)

Features

- Powerful 1,500m<sup>3</sup>/hr extraction
- Touch controls
- 4-speed fan
- PowerBoost
- Delay Off
- Centrifungal motor
- Dishwasher-safe filters
- Filter change indicator
- LED lighting
- Extraction operation mode

90cm UltimateTaste 500  
Chimney Extractor Hood

ECT9740S



Technical info

**Product dimensions (mm)**  
900 (W) x (435 - 1,015) (H) x 454 (D)

Features

- 1,200m<sup>3</sup>/hr extraction
- Touch controls
- 3-speed fan
- Anti-fingerprint stainless steel
- Centrifungal motor
- Dishwasher-safe filters
- Carbon filter
- LED lighting
- Dual operation mode: Recirculation or extraction

90cm UltimateTaste 500  
Chimney Extractor Hood

ECT9520G



Technical info

**Product dimensions (mm)**  
900 (W) x (435 - 815) (H) x 450 (D)

Features

- 1,300m<sup>3</sup>/hr extraction
- Touch controls
- 3-speed fan
- Centrifungal motor
- Dishwasher-safe filters
- Carbon filter
- LED lighting
- Dual operation mode: Recirculation or extraction

## Chimney Extractor Hood

EFC925GAC



## Technical info

## Product dimensions (mm)

900 (W) x (590 - 860) (H) x 480 (D)

## Features

- Curved glass design for contemporary kitchens
- Powerful 1,100m<sup>3</sup>/hr maximum airflow to get rid of fumes
- Auto-clean function reduces clean-up time
- IQ touch with 3 fan speed for different cooking styles
- LED lighting
- Extraction operation mode

90cm UltimateTaste 300  
Slimline Extractor HoodECF9214X ●  
ECF9214B ●

## Technical info

## Product dimensions (mm)

900 (W) x 90 (H) x 480 (D)

## Features

- 600m<sup>3</sup>/hr extraction
- 3-speed fan
- Centrifugal motor
- Dishwasher-safe filters
- Carbon filter
- LED lighting
- Dual operation mode: Recirculation or extraction

60cm UltimateTaste 300  
Slimline Extractor Hood

ECF6214X



## Technical info

## Product dimensions (mm)

600 (W) x 90 (H) x 480 (D)

## Features

- 600m<sup>3</sup>/hr extraction
- 3-speed fan
- Centrifugal motor
- Dishwasher-safe filters
- Carbon filter
- LED Lighting
- Dual operation mode: Recirculation or extraction





**90cm UltimateTaste 500  
Island Extractor Hood**

**EC19455S**

**Technical info**

**Product dimensions (mm)**  
898 (W) x (630 - 1,210) (H) x 604 (D)

**Features**

- 1,200m<sup>3</sup>/hr maximum airflow
- Touch control
- 3-speed fan
- Carbon filter
- Centrifungal motor
- Dishwasher-safe filters
- LED lighting
- Dual operation mode: Recirculation or extraction



The smart, intuitive **touch screen** is simple to operate and the flat glass surface is easy to clean.



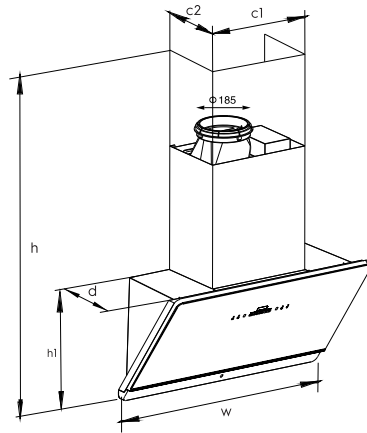
Bright **LED lighting** is energy efficient and allows you to clearly see what's cooking.



**Dishwasher-safe filters** are easy to clean and better for the environment.

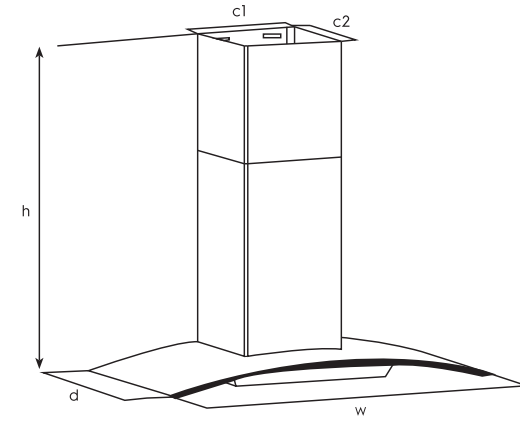
## Installation Dimensions

### slope hood



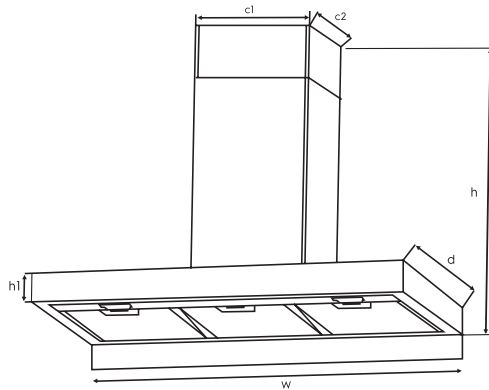
(in mm)	w	h	h1	d	c1	c2
ECS9797K	896	1,068-1,346	481	416	428	299
ECS9610K	896	1,052-1,329	465	382	428	299

### glass hoods



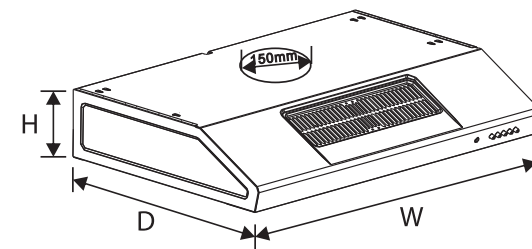
(in mm)	w	h	d	c1	c2
ECT9520G	900	435-815	450	306	281
EFC925GAC	900	590-860	500	358	286

### chimney hoods



(in mm)	w	h	h1	d	c1	c2
ECC9788S	895	628-968	80	520	391	308
EFC929SA	900	590-961	98	505	395	325
ECT9750S	898	580-1,120	40	504	394	283
ECC9310S	895	667-979	73	485	405	317
ECT9740S	900	435-1,015	50	454	306	281
ECI9455S	898	630-1,210	50	604	344	294

### slimline hoods



(in mm)	w	h	d
ECF9214X/ECF9214B	900	90	480
ECF6214X	600	90	480